

# The Farm to Fork Strategy

**SUD implementation and its  
revision**

European Union





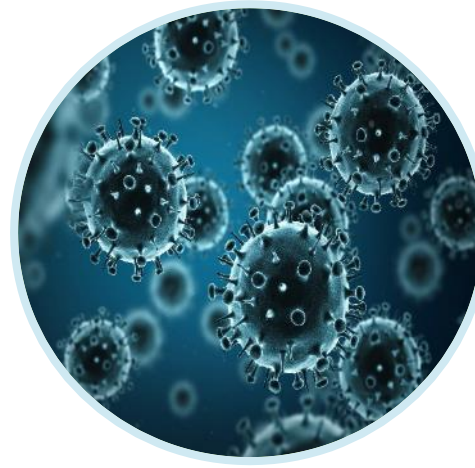
# 2030 Targets for sustainable food production



Reduce by 50% the overall use and risk of **chemical pesticides** and reduce use by 50% of more hazardous **pesticides**



Reduce **nutrient losses** by at least 50% while ensuring no deterioration in soil fertility; this will reduce use of **fertilisers** by at least 20 %



Reduce sales of **antimicrobials** for farmed animals and in aquaculture by 50%



Achieve at least 25% of the EU's agricultural land under **organic farming** and a significant increase in **organic aquaculture**



# Farm to Fork strategy

## Two pesticide related targets



**50% reduction** in use and risk of chemical pesticides



**50% reduction** in use of more hazardous actives (Candidates for substitution (CfS))

Baseline 2015, 16, 17. **Achieve by 2030**



**Separate, but linked, target – 25% organic**



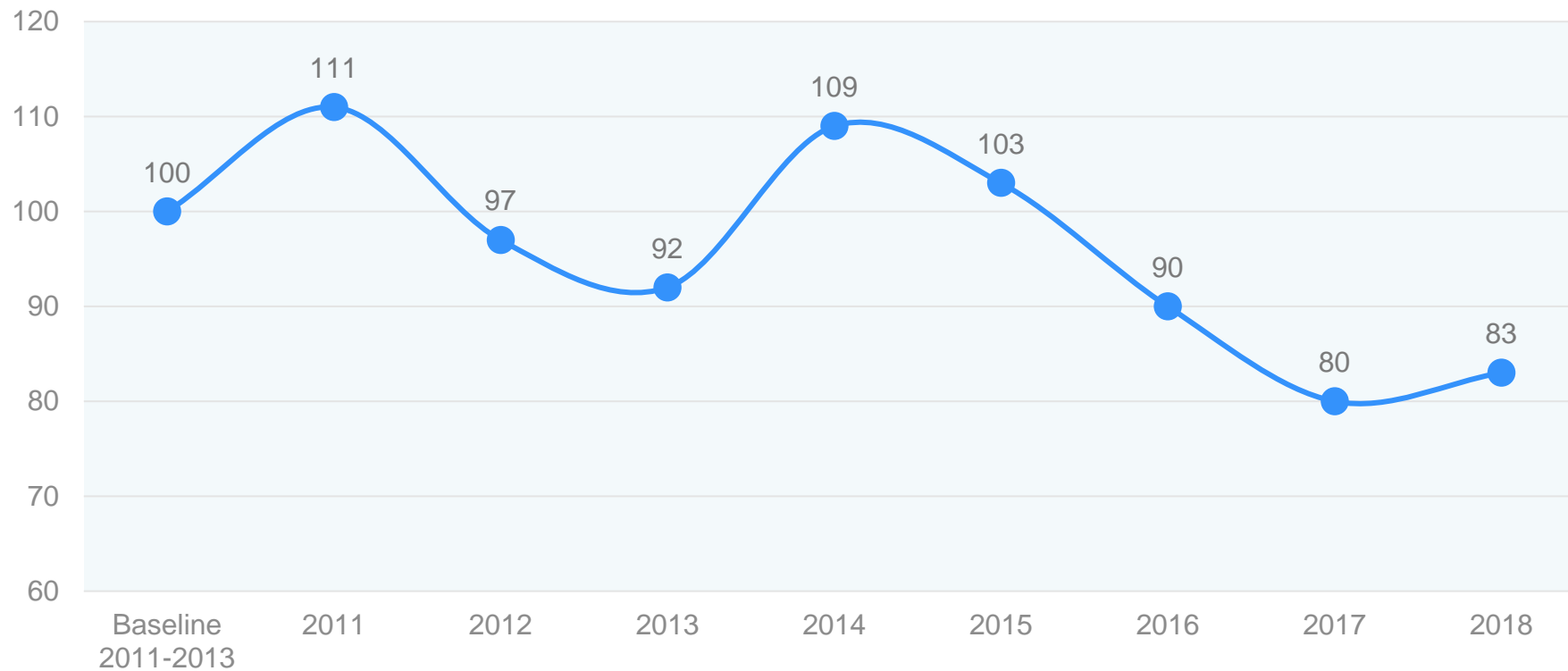
# HRI Groups and Categories

LOW-RISK	STANDARD	CANDIDATES FOR SUBSTITUTION	NON- APPROVED
<p><b>CATEGORIES:</b> A. Non-chemical B. Chemical</p> <p><b>WEIGHTINGS:</b> <b>1</b></p> <p><b>NUMBERS OF ACTIVE SUBSTANCES:</b> <b>~13</b></p>	<p><b>CATEGORIES:</b> C. Non-chemical D. Chemical</p> <p><b>WEIGHTINGS:</b> <b>8</b></p> <p><b>NUMBERS OF ACTIVE SUBSTANCES:</b> <b>~393</b></p>	<p><b>CATEGORIES:</b> E. Which are not classified as: F. Which are classified as: Carcinogenic 1A or 1B and/or Reprotox 1A or 1B and/or ED</p> <p><b>WEIGHTINGS:</b> <b>16</b></p> <p><b>NUMBERS OF ACTIVE SUBSTANCES:</b> <b>~71</b></p>	<p><b>CATEGORIES:</b> G.</p> <p><b>WEIGHTINGS:</b> 64</p> <p><b>NUMBERS OF ACTIVE SUBSTANCES:</b> ?</p>



# Progress to date: 17% decrease

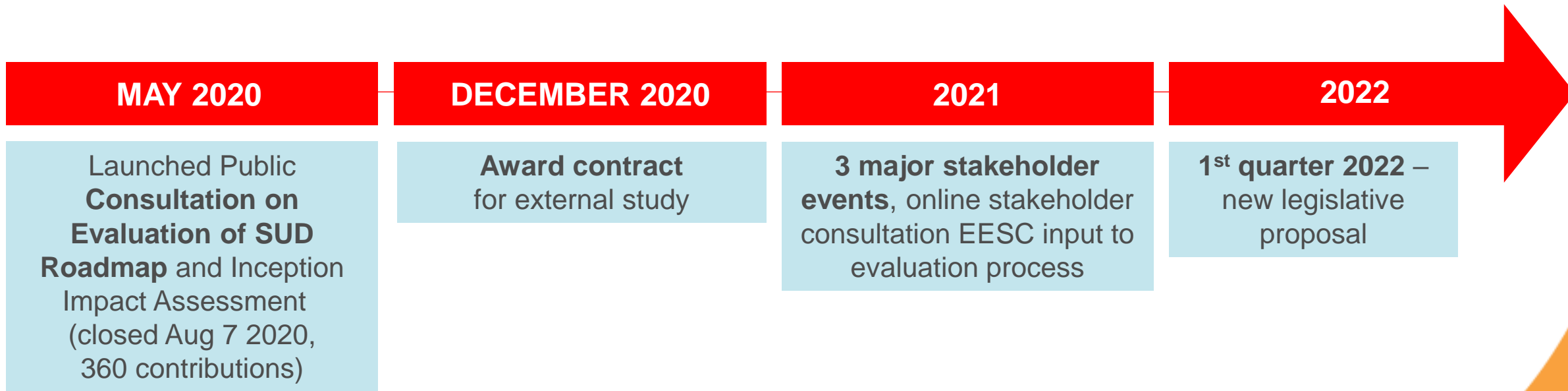
Trend in Harmonised Risk Indicator 1 for the EU-28 from 2011 – 2018



*EU-28 HRI 1, 2011-2018 (Index 2011-2013 = 100)*



# TIMELINE



# State of SUD implementation

2017-2020



# SUD implementation

- 18 Audits/ Missions to MS
- Survey of all MS
- Assessment of NAP ( twice)
- Letters to MS ( 2017/2019 and 2020)
- SUD working group





# Reports on Implementation

- 2017 Report to Council and Parliament
- 2017 Overview Report ( inc good practices)
- 2020 Report to Council and Parliament
  
- 2018 Parliament Report
- 2020 ECA Report
- 2020 Council Conclusions



# Main Messages – National Action Plans

- Delays in legal deadlines
- Not establishing ambitious/measurable objectives and targets
- Not addressed identified weakness
- Not covering all areas of SUD



# Main Messages

- **IPM implementation and enforcement**
- **PAE inspection**
- **Training and Certification**
- Pesticide poisoning reporting and monitoring
- Aerial Spraying
- **Specific Area**



# Policy Options





# Examples of Policy options under consideration

- National Action Plans
- IPM- record keeping/ crop specific guidelines
- Targets
- Further indicators- inc Environmental
- Precision Agriculture- inc drones
- PAE- existing system ok?



# Policy Options Under Consideration

- Labelling of pesticides
- Sensitive areas
- Limited access to higher risk pesticides
  - Tax
  - Professional users
  - Prescription



# Next steps

- **Revised SUD** – high level of public feedback comments received on evaluation roadmap/inception impact assessment and on OPC
- **Policy options** proposed for IA
- **New CAP-** National Strategic Plans – Recommendations from Commission to MS
- Improving indicators



# Thank you



© European Union 2020

Unless otherwise noted the reuse of this presentation is authorised under the [CC BY 4.0](https://creativecommons.org/licenses/by/4.0/) license. For any use or reproduction of elements that are not owned by the EU, permission may need to be sought directly from the respective right holders.

